



Juliette

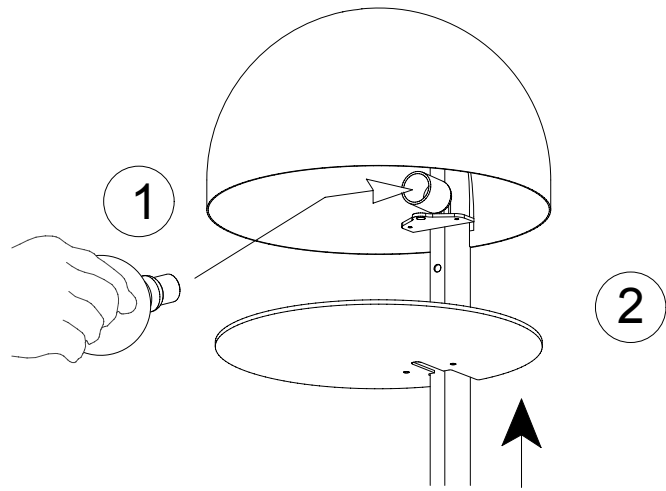
Art. 1305-10

Lampada da terra con struttura
in metallo lucido nero o
verniciato lucido bianco.

Base in marmo: bianco di Carrara
o nero Marquina

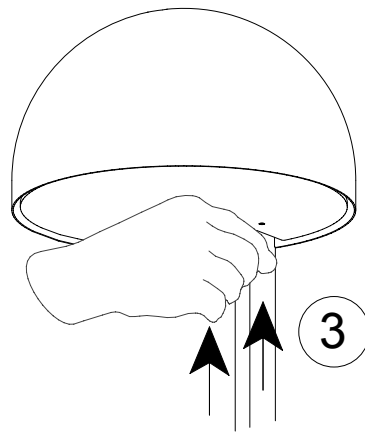
 E27 (E26) 1 x max 15W - fluo
230V ~ (120V ~) - Made in Italy






1) Inserire la lampadina e verificare il corretto funzionamento.

2) Portare in alto il vetro come in figura.



3) Fissare il vetro con le 2 viti.



4) Inserire la base in marmo e completare l'articolo.